



DESIGN
livintwist studio

The Rock collection is an extensive assemblage of pieces designed specifically for large installations that requires a full range of different elements.

The collection features simple architectural lines to complement modern residential and contemporary hospitality projects, while delivering original tones and textures with specially selected roping and fabrics.

The Rock collection offers you a complete catalogue of pieces that perfectly addresses the requirements of large villas and hotel projects.

















Rock

Dining Chair

dimension cm w58 x d58 x h79
inch w22.8 x d22.8 x h31.1

materials
colors















ROPE	POWDER COAT	FABRIC
 EGGWHITE AR-01	 CACTUS PD-63067	 PASTEL B1
 ROYAL AR-02	 DOLPHIN KW-S001G	 CERULEAN B2
 ROYAL AR-02	 LICORICE F10795	 CERULEAN B2
 CHOCOLATE AR-03	 CACTUS PD-63067	 TAUPE B3
 CHOCOLATE AR-03	 CHARCOAL 19-0506	 TAUPE B3



Lounge Chair

dimension cm w73 x d78.5 x h81
inch w28.7 x d30.9 x h31.9

materials
colors

ROPE	POWDER COAT	FABRIC
 EGGWHITE AR-01	 CACTUS PD-63067	 PASTEL B1
 ROYAL AR-02	 DOLPHIN KW-S001G	 CERULEAN B2
 ROYAL AR-02	 LICORICE F10795	 CERULEAN B2
 CHOCOLATE AR-03	 CACTUS PD-63067	 TAUPE B3
 CHOCOLATE AR-03	 CHARCOAL 19-0506	 TAUPE B3

















Rock

3 Seater

dimension cm w232 x d88 x h75
inch w91.3 x d34.6 x h29.5

materials
colors

ROPE	POWDER COAT	FABRIC
 EGGWHITE AR-01	 CACTUS PD-63067	 PASTEL B1
 ROYAL AR-02	 DOLPHIN KW-S001G	 CERULEAN B2
 ROYAL AR-02	 LICORICE F10795	 CERULEAN B2
 CHOCOLATE AR-03	 CACTUS PD-63067	 TAUPE B3
 CHOCOLATE AR-03	 CHARCOAL 19-0506	 TAUPE B3






Square Pillow S x2pcs

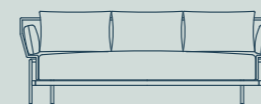
dimension cm w40 x d40 x h15
inch w15.7 x d15.7 x h5.9

Waist Pillow x2pcs

dimension cm w25 x d55 x h15
inch w9.8 x d21.6 x h5.9

materials
colors

FABRIC		
 POOL A6	 TOFU A3	 PEACH A4


















Rock



2 Seater

dimension
cm w161 x d88 x h75
inch w63.4 x d34.6 x h29.5

materials
colors

ROPE	POWDER COAT	FABRIC
 EGGWHITE AR-01	 CACTUS PD-63067	 PASTEL B1
 ROYAL AR-02	 DOLPHIN KW-S001G	 CERULEAN B2
 ROYAL AR-02	 LICORICE F10795	 CERULEAN B2
 CHOCOLATE AR-03	 CACTUS PD-63067	 TAUPE B3
 CHOCOLATE AR-03	 CHARCOAL 19-0506	 TAUPE B3



Square Pillow S x2pcs

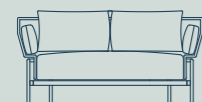
dimension
cm w40 x d40 x h15
inch w15.7 x d15.7 x h5.9

Waist Pillow x2pcs

dimension
cm w25 x d55 x h15
inch w9.8 x d21.6 x h5.9

materials
colors

FABRIC		
 POOL A6	 TOFU A3	 PEACH A4











Rock



Double Center Module

dimension
cm w146 x d88 x h75
inch w57.5 x d34.6 x h29.5


materials
colors

ROPE	POWDER COAT	FABRIC
 EGGWHITE AR-01	 CACTUS PD-63067	 PASTEL B1
 ROYAL AR-02	 DOLPHIN KW-S001G	 CERULEAN B2
 ROYAL AR-02	 LICORICE F10795	 CERULEAN B2
 CHOCOLATE AR-03	 CACTUS PD-63067	 TAUPE B3
 CHOCOLATE AR-03	 CHARCOAL 19-0506	 TAUPE B3

Square Pillow S x1pc

dimension
cm w40 x d40 x h15
inch w15.7 x d15.7 x h5.9

materials
colors

FABRIC		
 POOL A6	 TOFU A3	 PEACH A4

















Rock



Left Module

dimension cm w160 x d88 x h75
inch w63 x d34.6 x h29.5

materials
colors

ROPE	POWDER COAT	FABRIC
 EGGWHITE AR-01	 CACTUS PD-63067	 PASTEL B1
 ROYAL AR-02	 DOLPHIN KW-S001G	 CERULEAN B2
 ROYAL AR-02	 LICORICE F10795	 CERULEAN B2
 CHOCOLATE AR-03	 CACTUS PD-63067	 TAUPE B3
 CHOCOLATE AR-03	 CHARCOAL 19-0506	 TAUPE B3

Square Pillow S x1pc

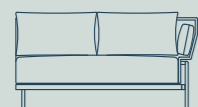
dimension cm w40 x d40 x h15
inch w15.7 x d15.7 x h5.9

Waist Pillow x1pc

dimension cm w25 x d55 x h15
inch w9.8 x d21.6 x h5.9

materials
colors

FABRIC		
 POOL A6	 TOFU A3	 PEACH A4


















Rock



Right Module

dimension cm w160 x d88 x h75
inch w63 x d34.6 x h29.5

materials
colors

ROPE	POWDER COAT	FABRIC
 EGGWHITE AR-01	 CACTUS PD-63067	 PASTEL B1
 ROYAL AR-02	 DOLPHIN KW-S001G	 CERULEAN B2
 ROYAL AR-02	 LICORICE F10795	 CERULEAN B2
 CHOCOLATE AR-03	 CACTUS PD-63067	 TAUPE B3
 CHOCOLATE AR-03	 CHARCOAL 19-0506	 TAUPE B3

Square Pillow S x1pc

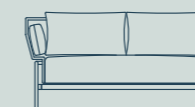
dimension cm w40 x d40 x h15
inch w15.7 x d15.7 x h5.9

Waist Pillow x1pc

dimension cm w25 x d55 x h15
inch w9.8 x d21.6 x h5.9

materials
colors

FABRIC		
 POOL A6	 TOFU A3	 PEACH A4



Rock
















Rock



Left Chaise Module

dimension cm w160 x d88 x h75
 inch w63 x d34.6 x h29.5




materials
colors

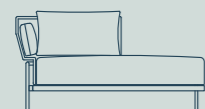
ROPE	POWDER COAT	FABRIC
 EGGWHITE AR-01	 CACTUS PD-63067	 PASTEL B1
 ROYAL AR-02	 DOLPHIN KW-S001G	 CERULEAN B2
 ROYAL AR-02	 LICORICE F10795	 CERULEAN B2
 CHOCOLATE AR-03	 CACTUS PD-63067	 TAUPE B3
 CHOCOLATE AR-03	 CHARCOAL 19-0506	 TAUPE B3

Square Pillow S x1pc

dimension cm w40 x d40 x h15
 inch w15.7 x d15.7 x h5.9

materials
colors
















FABRIC		
 POOL A6	 TOFU A5	 PEACH A4



Right Chaise Module

dimension cm w160 x d88 x h75
 inch w63 x d34.6 x h29.5

materials
colors

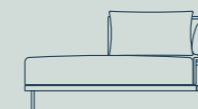
ROPE	POWDER COAT	FABRIC
 EGGWHITE AR-01	 CACTUS PD-63067	 PASTEL B1
 ROYAL AR-02	 DOLPHIN KW-S001G	 CERULEAN B2
 ROYAL AR-02	 LICORICE F10795	 CERULEAN B2
 CHOCOLATE AR-03	 CACTUS PD-63067	 TAUPE B3
 CHOCOLATE AR-03	 CHARCOAL 19-0506	 TAUPE B3

Square Pillow S x1pc

dimension cm w40 x d40 x h15
 inch w15.7 x d15.7 x h5.9

materials
colors

FABRIC		
 POOL A6	 TOFU A5	 PEACH A4



Rock
















Rock



Center Module

dimension
cm w73 x d88 x h75
inch w28.7 x d34.6 x h29.5

materials
colors














ROPE	POWDER COAT	FABRIC
 EGGWHITE AR-01	 CACTUS PD-63067	 PASTEL B1
 ROYAL AR-02	 DOLPHIN KW-S001G	 CERULEAN B2
 ROYAL AR-02	 LICORICE F10795	 CERULEAN B2
 CHOCOLATE AR-03	 CACTUS PD-63067	 TAUPE B3
 CHOCOLATE AR-03	 CHARCOAL 19-0506	 TAUPE B3



Single Swing Chair

dimension
cm w74.5 x d75 x h63
inch w29.3 x d29.5 x h24.8

materials
colors














ROPE	POWDER COAT	FABRIC
 EGGWHITE AR-01	 CACTUS PD-63067	 PASTEL B1
 ROYAL AR-02	 DOLPHIN KW-S001G	 CERULEAN B2
 ROYAL AR-02	 LICORICE F10795	 CERULEAN B2
 CHOCOLATE AR-03	 CACTUS PD-63067	 TAUPE B3
 CHOCOLATE AR-03	 CHARCOAL 19-0506	 TAUPE B3




Sun Lounger

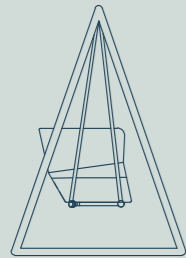
dimension
cm w105 x d164 x h80
inch w41.3 x d64.6 x h31.5

materials
colors

ROPE	POWDER COAT	FABRIC
 EGGWHITE AR-01	 CACTUS PD-63067	 PASTEL B1
 ROYAL AR-02	 DOLPHIN KW-S001G	 CERULEAN B2
 ROYAL AR-02	 LICORICE F10795	 CERULEAN B2
 CHOCOLATE AR-03	 CACTUS PD-63067	 TAUPE B3
 CHOCOLATE AR-03	 CHARCOAL 19-0506	 TAUPE B3


















Rock

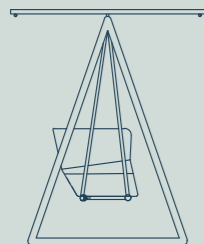


Single Swing Chair ^{without canopy}

dimension cm w169 x d140 x h200
inch w66.5 x d55.1 x h78.7

materials
colors
















ROPE	POWDER COAT	FABRIC
 EGGWHITE AR-01	 CACTUS PD-63067	 PASTEL B1
 ROYAL AR-02	 DOLPHIN KW-S001G	 CERULEAN B2
 ROYAL AR-02	 LICORICE F10795	 CERULEAN B2
 CHOCOLATE AR-03	 CACTUS PD-63067	 TAUPE B3
 CHOCOLATE AR-03	 CHARCOAL 19-0506	 TAUPE B3



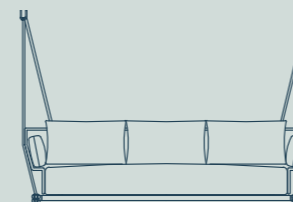
Single Swing Chair ^{with canopy}

dimension cm w169 x d170 x h207
inch w66.5 x d66.9 x h81.5

materials
colors

ROPE	POWDER COAT	FABRIC
 EGGWHITE AR-01	 CACTUS PD-63067	 PASTEL B1
 ROYAL AR-02	 DOLPHIN KW-S001G	 CERULEAN B2
 ROYAL AR-02	 LICORICE F10795	 CERULEAN B2
 CHOCOLATE AR-03	 CACTUS PD-63067	 TAUPE B3
 CHOCOLATE AR-03	 CHARCOAL 19-0506	 TAUPE B3
















Rock



3 Seater Swing Chair

dimension cm w230 x d77.5 x h59
inch w90.55 x d30.5 x h23.3

materials
colors

ROPE	POWDER COAT	FABRIC
 EGGWHITE AR-01	 CACTUS PD-63067	 PASTEL B1
 ROYAL AR-02	 DOLPHIN KW-S001G	 CERULEAN B2
 ROYAL AR-02	 LICORICE F10795	 CERULEAN B2
 CHOCOLATE AR-03	 CACTUS PD-63067	 TAUPE B3
 CHOCOLATE AR-03	 CHARCOAL 19-0506	 TAUPE B3

Square Pillow S ^{x2pcs}

dimension cm w40 x d40 x h15
inch w15.7 x d15.7 x h5.9

Waist Pillow ^{x2pcs}

dimension cm w25 x d55 x h15
inch w9.8 x d21.6 x h5.9

materials
colors

FABRIC		
 POOL A6	 TOFU A3	 PEACH A4
















Rock



Single Swing Chair ^{without canopy}

dimension
cm w329 x d140 x h200
inch w129.5 x d55.1 x h78.7

materials
colors

ROPE	POWDER COAT	FABRIC
 EGGWHITE AR-01	 CACTUS PD-63067	 PASTEL B1
 ROYAL AR-02	 DOLPHIN KW-S001G	 CERULEAN B2
 ROYAL AR-02	 LICORICE F10795	 CERULEAN B2
 CHOCOLATE AR-03	 CACTUS PD-63067	 TAUPE B3
 CHOCOLATE AR-03	 CHARCOAL 19-0506	 TAUPE B3

Square Pillow S ^{x2pcs}

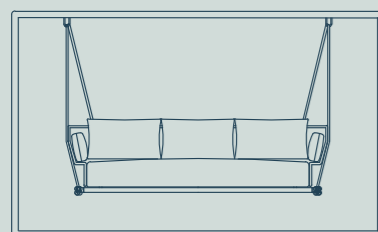
dimension
cm w40 x d40 x h15
inch w15.7 x d15.7 x h5.9

Waist Pillow ^{x2pcs}

dimension
cm w25 x d55 x h15
inch w9.8 x d21.6 x h5.9

materials
colors

FABRIC		
 POOL A6	 TOFU A3	 PEACH A4

















Rock



3 Seater Swing Chair ^{with canopy}

dimension
cm w329 x d170 x h207
inch w129.5 x d66.9 x h81.5

materials
colors

ROPE	POWDER COAT	FABRIC
 EGGWHITE AR-01	 CACTUS PD-63067	 PASTEL B1
 ROYAL AR-02	 DOLPHIN KW-S001G	 CERULEAN B2
 ROYAL AR-02	 LICORICE F10795	 CERULEAN B2
 CHOCOLATE AR-03	 CACTUS PD-63067	 TAUPE B3
 CHOCOLATE AR-03	 CHARCOAL 19-0506	 TAUPE B3

Square Pillow S ^{x2pcs}

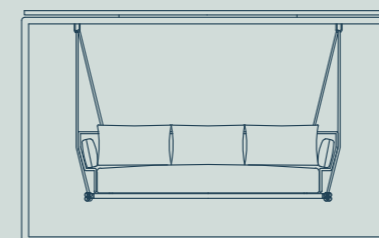
dimension
cm w40 x d40 x h15
inch w15.7 x d15.7 x h5.9

Waist Pillow ^{x2pcs}

dimension
cm w25 x d55 x h15
inch w9.8 x d21.6 x h5.9

materials
colors

FABRIC		
 POOL A6	 TOFU A3	 PEACH A4


















Rock

Bar Chair




dimension cm w58 x d60.5 x h111
 inch w22.8 x d23.8 x h43.7

materials
colors

ROPE	POWDER COAT	FABRIC
 EGGWHITE AR-01	 CACTUS PD-63067	 PASTEL B1
 ROYAL AR-02	 DOLPHIN KW-S001G	 CERULEAN B2
 ROYAL AR-02	 LICORICE F10795	 CERULEAN B2
 CHOCOLATE AR-03	 CACTUS PD-63067	 TAUPE B3
 CHOCOLATE AR-03	 CHARCOAL 19-0506	 TAUPE B3

Rock

Coffee Table ϕ 118



dimension cm ϕ 118 x h35
 inch ϕ 46.5 x h13.8

materials
colors

ROPE	POWDER COAT	CERAMIC
 EGGWHITE AR-01	 DOLPHIN KW-S001G	 PLATINUM 2 700000 04
 ROYAL AR-02	 CHARCOAL 19-0506	 EBONY 2 700000 06
 ROYAL AR-02	 DOLPHIN KW-S001G	 PLATINUM 2 700000 04
 CHOCOLATE AR-03	 CHARCOAL 19-0506	 EBONY 2 700000 06

Round Table



dimension cm ϕ 118 x h75
 inch ϕ 46.5 x h29.5

materials
colors

ROPE	POWDER COAT	CERAMIC
 EGGWHITE AR-01	 DOLPHIN KW-S001G	 PLATINUM 2 700000 04
 ROYAL AR-02	 CHARCOAL 19-0506	 EBONY 2 700000 06
 ROYAL AR-02	 DOLPHIN KW-S001G	 PLATINUM 2 700000 04
 CHOCOLATE AR-03	 CHARCOAL 19-0506	 EBONY 2 700000 06

Coffee Table ϕ 50



dimension cm ϕ 50 x h43
 inch ϕ 19.7 x h16.9

materials
colors

ROPE	POWDER COAT	CERAMIC
 EGGWHITE AR-01	 DOLPHIN KW-S001G	 PLATINUM 2 700000 04
 ROYAL AR-02	 CHARCOAL 19-0506	 EBONY 2 700000 06
 ROYAL AR-02	 DOLPHIN KW-S001G	 PLATINUM 2 700000 04
 CHOCOLATE AR-03	 CHARCOAL 19-0506	 EBONY 2 700000 06

Rock

Side Table

dimension
cm $\phi 39 \times h51$
inch $\phi 15.4 \times h20.1$

materials
colors

ROPE	POWDER COAT	CERAMIC
 EGGWHITE AR-01	 DOLPHIN KW-S001G	 PLATINUM 2 700000 04
 ROYAL AR-02	 CHARCOAL 19-0506	 EBONY 2 700000 06
 ROYAL AR-02	 DOLPHIN KW-S001G	 PLATINUM 2 700000 04
 CHOCOLATE AR-03	 CHARCOAL 19-0506	 EBONY 2 700000 06



Rock

Light

dimension
cm $\phi 60 \times h115$
inch $\phi 23.6 \times h45.3$

materials
colors

ROPE	POWDER COAT
 EGGWHITE AR-01	 CACTUS PD-63067
 ROYAL AR-02	 LICORICE FL0795
 CHOCOLATE AR-03	 CHARCOAL 19-0506

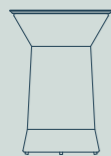


Bar Table

dimension
cm $\phi 78 \times h110.5$
inch $\phi 30.7 \times h43.5$

materials
colors

ROPE	POWDER COAT	CERAMIC
 EGGWHITE AR-01	 DOLPHIN KW-S001G	 PLATINUM 2 700000 04
 ROYAL AR-02	 CHARCOAL 19-0506	 EBONY 2 700000 06
 ROYAL AR-02	 DOLPHIN KW-S001G	 PLATINUM 2 700000 04
 CHOCOLATE AR-03	 CHARCOAL 19-0506	 EBONY 2 700000 06



Rock

Rock




Rectangular Table L

dimension cm w237 x d100 x h75
 inch w93.3 x d39.4 x h29.5

materials
colors

CERAMIC	POWDER COAT
EBNONY 2 700000 06	CACTUS PD-63067
EBNONY 2 700000 06	CHARCOAL 19-0506
PLATINUM 2 700000 04	CACTUS PD-63067
PLATINUM 2 700000 04	DOLPHIN KW-S001G



Extension Table L

dimension cm w237.9-298 x d100 x h75
 inch w93.7-117.3 x d39.4 x h29.5

materials
colors

CERAMIC	POWDER COAT
EBNONY 2 700000 06	CACTUS PD-63067
EBNONY 2 700000 06	CHARCOAL 19-0506
PLATINUM 2 700000 04	CACTUS PD-63067
PLATINUM 2 700000 04	DOLPHIN KW-S001G




Rectangular Table S

dimension cm w179 x d89 x h75
 inch w70.5 x d35 x h29.5

materials
colors

CERAMIC	POWDER COAT
EBNONY 2 700000 06	CACTUS PD-63067
EBNONY 2 700000 06	CHARCOAL 19-0506
PLATINUM 2 700000 04	CACTUS PD-63067
PLATINUM 2 700000 04	DOLPHIN KW-S001G



Extension Table S

dimension cm w179-237 x d89 x h75
 inch w70.5-93.3 x d35 x h29.5

materials
colors

CERAMIC	POWDER COAT
EBNONY 2 700000 06	CACTUS PD-63067
EBNONY 2 700000 06	CHARCOAL 19-0506
PLATINUM 2 700000 04	CACTUS PD-63067
PLATINUM 2 700000 04	DOLPHIN KW-S001G

